



## Slings

## ACTIVE

Active Micro . . . . .	6
Active Micro Plus . . . . .	7
Active Trainer . . . . .	8
Gait Trainer . . . . .	9

## BASIC

Basic Basic . . . . .	11
Basic Low . . . . .	12
Basic High . . . . .	13
Basic Shell . . . . .	14
Basic Hammock . . . . .	15
Basic Comfort High . . . . .	16

## CUSTOM

Sit-On . . . . .	18
Sit-On High . . . . .	19
Sit-On II . . . . .	20
Sit-On High II . . . . .	21
Custom Amputee . . . . .	22
Sit-On Comfort . . . . .	23
Sit-On Comfort High . . . . .	24
Sit-On Comfort High Hygiene . . . . .	25

## KIDS

Active Vest Kids . . . . .	27
Basic Basic – Kids . . . . .	28
Basic High – Kids . . . . .	29
Sit-On – Kids . . . . .	30
Sit-On High – Kids . . . . .	31
Sit-On II – Kids . . . . .	32
Sit-On High II – Kids . . . . .	33
Sit-On Comfort – kids . . . . .	34
Sit-On Comfort High – Kids . . . . .	35

## BARIATRIC

Basic High Bariatric . . . . .	37
Gait Trainer – Bariatric . . . . .	38
Pannus Support . . . . .	39
Repositioning Sling – Bariatric . . . . .	40
Twin Turner – Bariatric . . . . .	41

## TURNING AND HANDLING

Leg sling . . . . .	43
Multi Support . . . . .	44
OR Sling – Upper body . . . . .	45
Positioning sling . . . . .	46
Repositioning sling . . . . .	47
Repositioning Sling, TENCEL® . . . . .	48
Turner . . . . .	49
Twin Turner . . . . .	50



## Guldmann slings – a host of options

*Using the appropriate sling is essential for efficient care, and to ensure comfort, dignity and safety for the patient without compromising the safety of the care provider.*

*Since introducing the first ceiling lift in 1981, we have continuously strived to develop new applications through innovative initiatives with new slings and lifting accessories, either when we have experienced a need or solved a challenge with our customers.*

### **Transfer – Treatment – Training**

*For all lifting and moving as well as care and training situations*

Slings for lifting, turning and handling are an important part of the comprehensive range of Guldmann lifting and moving equipment. Guldmann's slings are used in many different care tasks, all assisting in accomplishing a higher comfort and better outcome. Patients benefit from lifting, positioning and turning to training, mobilisation and activation, all executed safely, and frequently by the care provider.

### **People come in all shapes and sizes**

*So do all the Guldmann slings*

Guldmann slings are designed with a focus on comfort, dignity and ease of use, and can be used with both ceiling hoists and mobile lifters.

Choosing the appropriate type and size of the sling has a major influence on the quality of the transfer of the individual user.

That is why Guldmann slings are available for children and adults, bariatric persons, as well as persons with special needs and in many different types, sizes and materials. You can find a sling for almost any care task in the extensive range of slings and lifting accessories.

### **Count to green...**

*Easy to use – easy to understand*

The Guldmann ABC slings are designed for easy use and understanding. The slings are designed with a red (**A**ctive), green (**B**asic) and blue (**C**ustom) colour coding on the slings. The green colour means that it is a universal sling that most patients can use. The red colour indicates that the care provider must pay more attention to evaluating the patient's body function before use. The blue colour code point out that the sling is intended for a special purpose.

The extensive range of Guldmann slings are designed with coloured loops to make it easy and intuitive to work with. The colours simplify the communication when more carers are cooperating on a lifting, transferring or mobilizing task. Just having to decide on the colour of the loop saves time and prevent crooked/irregular fitting of the sling on the patient.

### **Need help to choosing the correct sling?**

You can find help to choose the right sling by using our Sling Guide at [www.guldmann.com](http://www.guldmann.com) or you can call us for guidance, experienced advice or inspiration.








Active



	
	<b>Polyester</b>
Size	Item no.
XS	284031
S	284041
M	284051
L	284061
XL	284071
2XL	284081
Max lifting capacity	255 kg

### Function

The Active Micro sling is ideal for moving users in a sitting position, with the emphasis on access for toileting and other hygiene procedures.

The sling supports the upper body (from the pelvis to just below the shoulders) and is secured around the chest and the upper thigh, with the support straps tightening automatically during the actual lift.

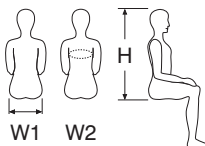
### Suitable for

Lifting persons who can control their head, but have limited function in their upper body, hips and thighs. It can also be used in cases where the user suffers extension spasms.

### Care task

- Toileting/Hygiene
- Bed to commode
- Bowel program
- Bed to chair

The sling features a large opening in the bottom, which provides access to clothing while the user remains seated in the sling. The model is designed for situations in which it must be easy to put the sling on and remove it again.






H  
W1  
W2

### Guidelines on choosing the size of a sling

*All dimensions in cm*

	Kids	Kids	Kids	XS	S	M	L	XL	2XL	3XL
	4 - 6	6 - 10	10 - 14							
H	45 - 60	55 - 70	68 - 80	75 - 82	80 - 87	85 - 92	90 - 97	95 - 102	95 - 102	95 - 102
W1	25 - 30	28 - 35	33 - 38	33 - 37	36 - 40	39 - 43	42 - 45	45 - 49	48 - 52	54 - 58
W2	55 - 90	60 - 95	65 - 100	70 - 105	75 - 110	80 - 120	90 - 130	100 - 140	110 - 150	



		
	<b>Polyester</b>	<b>Polyester Disposable</b>
Size	Item no.	Item no.
Kids 4-6	281001	
Kids 6-10	281011	
Kids 10-14	281021	
XS	281531	281535
S	281541	281545
M	281551	281555
L	281561	281565
XL	281571	281575
2XL	281581	281585
Max lifting capacity	255 kg	205 kg

### Function

The Active Micro Plus sling is ideal for moving users in a sitting position, with the emphasis on access for toileting and other hygiene procedures.

The sling supports the upper body (from the pelvis to just below the shoulders) and is secured around the chest and the upper thigh. The elastic support strap can be adjusted to suit the individual user.

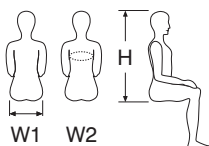
The sling features a large opening in the bottom, which provides access to clothing while the user remains seated in the sling. It has been designed specifically for situations in which it must be easy to put the sling on and remove it again.

### Suitable for

Lifting persons who can control their head, but have limited function in their upper body, hips and thighs.

### Care task

- Toileting/Hygiene
- Bed to commode
- Bowel program
- Bed to chair



H  
W1  
W2



### Guidelines on choosing the size of a sling

*All dimensions in cm*

Kids	Kids	Kids	XS	S	M	L	XL	2XL	3XL
4 - 6	6 - 10	10 - 14							
45 - 60	55 - 70	68 - 80	75 - 82	80 - 87	85 - 92	90 - 97	95 - 102	95 - 102	95 - 102
25 - 30	28 - 35	33 - 38	33 - 37	36 - 40	39 - 43	42 - 45	45 - 49	48 - 52	54 - 58
55 - 90	60 - 95	65 - 100	70 - 105	75 - 110	80 - 120	90 - 130	100 - 140	110 - 150	





		
	<b>Polyester</b>	<b>Polyester Disposable</b>
Size	Item no.	Item no.
Kids 4-6	283001	
Kids 6-10	283011	
Kids 10-14	283021	
XS	283031	
S	283041	
M	283051	283555
L	283061	283565
XL	283071	
2XL	283081	
Max lifting capacity	255 kg	205 kg

### Function

The Active Trainer (gait trainer) is a walking sling for people with sufficient leg strength to stand upright, but who have difficulty balancing.

The Active Trainer is a sling to help maintain standing and provide support while walking.

The sling supports the chest and the upper section of the back, while the straps provide support around the hips and eliminate the risk of the user "sliding out".

This walking sling is ideal for the early mobilisation of patients and provides confidence and safety for both user and carer in balance training situations: sitting on the edge of the bed, standing up or actually walking.

The disposable version of this sling – Gait Trainer Disposable – has exactly the same function but a slightly different design.

### Suitable for

Persons with reduced body balance but able to bear weight on their legs. Walking/gait training. Supported standing and upright postures. Early mobilisation.

### Care task

- Transitions postures
- Standing balance
- Standing: reactions, reflexes
- Sitting: balance
- Sitting: reactions, reflexes
- Protective responses
- Weight shifting
- Gait training
- Stair, steps, curbs training
- Partial weight bearing
- Body weight supported treadmill training
- Activities of daily living



### Guidelines on choosing the size of a sling

All dimensions in cm

Kids	Kids	Kids	XS	S	M	L	XL	2XL	3XL
4 - 6	6 - 10	10 - 14							
55 - 90	60 - 95	65 - 100	70 - 105	75 - 110	80 - 120	90 - 130	100 - 140	110 - 150	




W2

W2

# Gait Trainer



	
	<b>Spacer Comfort</b>
Size	Item no.
S	283241
M	283251
L	283261
XL	283271
2XL	283281
Max lifting capacity	255 kg

## Function

The Gait Trainer is a walking sling for people with sufficient leg strength to stand upright, but who need to be supported and feel safe during training due to balance difficulties.

The Gait Trainer is providing the needed support while walking and help the user maintain standing.

The sling supports the upper part of the body and the leg cuffs enhance the safety. The Gait Trainer is ideal for early mobilisation of patients, balance training, different kinds of standing or sitting exercises and gait training, and provides confidence and safety for both user and carer.

The sling is designed to be used together with a.o. the Guldmann Trainer Module, which is an optional feature available with the GH3+ hoist. The Trainer Module offers the possibility to use the hoist as a weight relief system in your patient rehabilitation/training program.

## Suitable for

Persons with reduced body balance – but able to carry weight on their legs. Walking/gait training, supported standing and upright postures as well as early mobilisation.

## Care task

- Transitions postures
- Standing balance
- Standing: reactions, reflexes
- Sitting: balance
- Sitting: reactions, reflexes
- Protective responses
- Weight shifting
- Gait training
- Stair, steps, curbs training
- Partial weight bearing
- Body weight supported treadmill training
- Activities of daily living



W2

W2

## Guidelines on choosing the size of a sling


*All dimensions in cm*



Kids	Kids	Kids	XS	S	M	L	XL	2XL	3XL
4 - 6	6 - 10	10 - 14							
55 - 90	60 - 95	65 - 100	70 - 105	75 - 110	80 - 120	90 - 130	100 - 140	110 - 150	

Basic







		
	<b>Polyester</b>	<b>Polyester Net</b>
Size	Item no.	Item no.
XS	270031	270133
S	270041	270143
M	270051	270153
L	270061	270163
XL	270071	270173
2XL	270081	270183
3XL	270091 <sup>1)</sup>	
Max lifting capacity	255 kg 500 kg <sup>2)</sup>	255 kg

### Function

The Basic Basic sling is a general lifting sling suitable for a wide variety of users and lifting operations. The sling supports the entire body excluding the head.

The sling is ideal for lifting, moving and positioning users who can control their head but have reduced control in their upper or lower body. It can be used from a seated or lying position – for example from a bed or wheelchair – The Basic Basic sling is designed to be a general lifting sling to achieve most lifting situations.

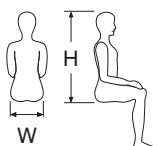
The Basic Basic sling is available in various materials. The net version can be used as a bathing sling. Both materials are highly durable and easy to work with, allowing air to circulate around the body and providing excellent comfort and support for the user.

### Suitable for

Persons with head control but who need support for seated transfers. Lifting and transfers from all furniture surfaces.

### Care task

- Bed to chair
- Bed to shower chair
- Bed to commode
- Recovery from floor
- Supported seating
- Sitting: balance
- Sitting: reactions, reflexes
- Transfers to mat, tilt table
- Transfers in/out of car
- Access for perineal hygiene





### Guidelines on choosing the size of a sling

All dimensions in cm

Kids	Kids	Kids	XS	S	M	L	XL	2XL	3XL
4 - 6	6 - 10	10 - 14							
45 - 60	55 - 70	68 - 80	75 - 82	80 - 87	85 - 92	90 - 97	95 - 102	95 - 102	95 - 102
25 - 30	28 - 35	33 - 38	33 - 37	36 - 40	39 - 43	42 - 45	45 - 49	48 - 52	54 - 58



		
	<b>Polyester</b>	<b>Polyester Net</b>
Size	Item no.	Item no.
XS	271031	271133
S	271041	271143
M	271051	271153
L	271061	271163
XL	271071	271173
2XL	271081	271183
Max lifting capacity	255 kg	255 kg

### Function

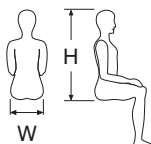
The Basic Low sling is a general low back lifting sling suitable for a wide variety of users and lifting operations. The sling supports the lower back and hip area, the design leaves the users arms outside the sling during the lift allowing them to participate in the transfer.

### Suitable for

Persons with head and upper body control but who need support for seated transfers. Lifting and transfers from all furniture surfaces.

### Care task

- Bed to chair
- Bed to shower chair
- Bed to commode
- Supported seating
- Sitting: balance
- Sitting: reactions, reflexes
- Transfers to mat, tilt table
- Transfers in/out of car
- Aqua therapy
- Transfer training with slide boards
- Access for perineal hygiene



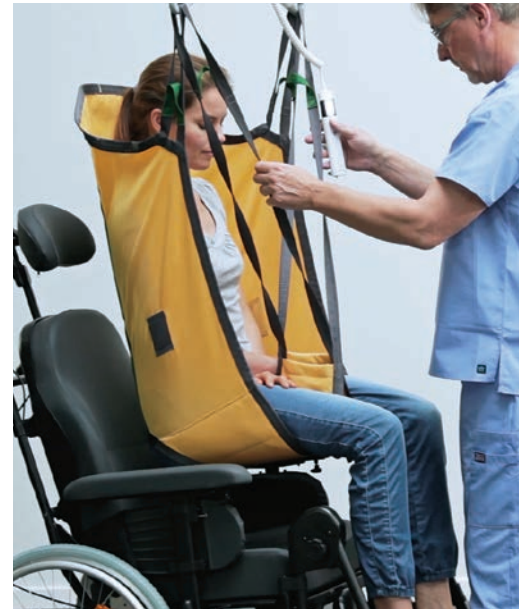
### Guidelines on choosing the size of a sling




*All dimensions in cm*

Kids	Kids	Kids	XS	S	M	L	XL	2XL	3XL
4 - 6	6 - 10	10 - 14							
45 - 60	55 - 70	68 - 80	75 - 82	80 - 87	85 - 92	90 - 97	95 - 102	95 - 102	95 - 102
25 - 30	28 - 35	33 - 38	33 - 37	36 - 40	39 - 43	42 - 45	45 - 49	48 - 52	54 - 58







			
	Polyester	Polyester Net	Polypropylene Disposable
Size	Item no.	Item no.	Item no.
XS	272031	272133	283635
S	272041	272143	283645
M	272051	272153	283655
L	272061	272163	283665
XL	272071	272173	283675
2XL	272081	272183	283685
Max lifting capacity	255 kg	255 kg	205 kg

### Function

The Basic High sling is a full body lifting sling suitable for a wide variety of users and lifting operations. The sling supports the entire body including the head.

The sling is ideal for lifting, moving and positioning users who have reduced control in their head, upper and lower body. It can be used from a seated or lying position, for example from the floor, bed or wheelchair. The Basic High is designed to be a general lifting sling to achieve most lifting situations.

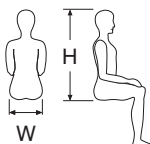
The Basic High sling is available in various materials. The net version can be used as a bathing sling. Both materials are highly durable and easy to work with, allowing air to circulate around the body and providing excellent comfort and support for the user.

### Suitable for

Persons with little control over their head and body and who need support for seated transfers. Lifting and transfers from all furniture surfaces.

### Care task

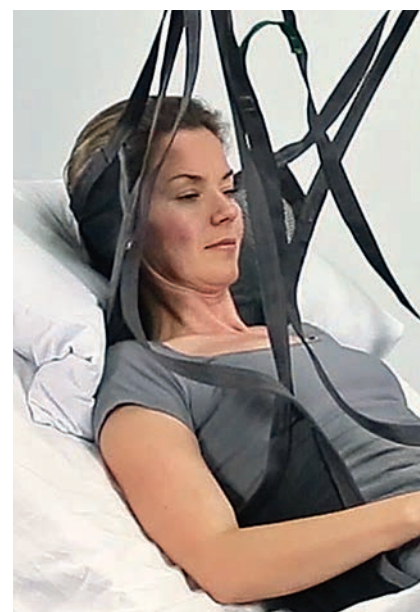


- Bed to chair
- Bed to shower chair
- Bed to commode
- Recovery from floor
- Supported seating
- Sitting: balance
- Sitting: reactions, reflexes
- Transfers to mat, tilt table
- Transfers in/out of car
- Aquatic therapy
- Access for perineal hygiene




### Guidelines on choosing the size of a sling

All dimensions in cm

Kids	Kids	Kids	XS	S	M	L	XL	2XL	3XL
4 - 6	6 - 10	10 - 14							
45 - 60	55 - 70	68 - 80	75 - 82	80 - 87	85 - 92	90 - 97	95 - 102	95 - 102	95 - 102
25 - 30	28 - 35	33 - 38	33 - 37	36 - 40	39 - 43	42 - 45	45 - 49	48 - 52	54 - 58



	
	<b>Polyester Net</b>
Size	Item no.
XS	275032
S	275042
M	275052
L	275062
XL	275072
Max lifting capacity	255 kg

### Function

The Basic Shell sling is a full-body sling designed for lifting and moving people who have diminished or no control of their head and upper body. It provides support of the entire body and the head while leaving the user's arms outside the sling.

The sling can be used from a seated or lying position – for example from the floor, bed or wheelchair. The sling can be left in place under the user – while he/she sits in the wheelchair.

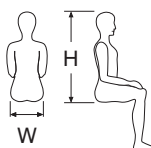
The Basic Shell sling is made from net material, which can be used as a bathing sling (e.g. pool, tub, shower). The material is highly durable and easy to work with, allowing air to circulate around the body and providing excellent comfort and support for the user.

### Suitable for

The sling is ideal for lifting, moving and positioning persons who have reduced control in their head, upper and lower body. Lifting to and from seated or lying position – letting the sling stay in the wheelchair/anatomic seat.

### Care task

- Bed to chair
- Bed to shower chair
- Bathing, tubs, pools
- Bed to commode
- Recovery from floor
- Supported seating
- Sitting: balance
- Sitting: reactions, reflexes




### Guidelines on choosing the size of a sling


All dimensions in cm

Kids	Kids	Kids	XS	S	M	L	XL	2XL	3XL
4 - 6	6 - 10	10 - 14							
45 - 60	55 - 70	68 - 80	75 - 82	80 - 87	85 - 92	90 - 97	95 - 102	95 - 102	95 - 102
25 - 30	28 - 35	33 - 38	33 - 37	36 - 40	39 - 43	42 - 45	45 - 49	48 - 52	54 - 58



# Basic Hammock



	
	<b>Polyester</b>
Size	Item no.
XS	274031
S	274041
M	274051
L	274061
XL	274071
Max lifting capacity	255 kg

## Function

The Basic Hammock sling is designed for lifting and moving people with diminished motor function as it supports the entire body, not including the head, and provides extra support around the hips and thighs. If neck/head support is required, the Head Support cushion can be used with this sling. The Basic Hammock model is ideal for situations in which the user's thighs need to remain in a neutral position.

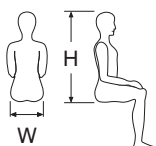
The sling is used for lifts to and from a lying position (in a bed, on the floor, etc.) and to and from a seated position. Not only is this lifting sling suitable for most users, but it can also be used for lifts with the leg straps overlapped under both legs – when lifting single- or double amputees, for instance – or used to provide individual/separate leg support for patients who are particularly sensitive to pressure.

## Suitable for

Lifting persons with little control over their body. Lifting to and from a lying or seated position and for general transfers with additional support to the thigh area.

## Care task

- Bed to chair
- Bed to shower chair
- Bed to commode
- Recovery from floor
- Supported seating
- Sitting: balance
- Sitting: reactions, reflexes
- Transfers to mat, tilt table






## Guidelines on choosing the size of a sling

All dimensions in cm

Kids	Kids	Kids	XS	S	M	L	XL	2XL	3XL
4 - 6	6 - 10	10 - 14							
45 - 60	55 - 70	68 - 80	75 - 82	80 - 87	85 - 92	90 - 97	95 - 102	95 - 102	95 - 102
25 - 30	28 - 35	33 - 38	33 - 37	36 - 40	39 - 43	42 - 45	45 - 49	48 - 52	54 - 58

# Basic Comfort High



			
	Polyester	Polyester Net	Polyester Disposable
Size	Item no.	Item no.	Item no.
XS	277031	277032	277035
S	277041	277042	277045
M	277051	277052	277055
L	277041	277062	277065
XL	277051	277072	277075
2XL		277082	277085
Max lifting capacity	255 kg	255 kg	255 kg

## Function

The Basic Comfort High sling is designed for lifting and moving people who have little or no motor function in their head and upper body. The sling supports the entire body and the head, adjustable head support can be folded down if it is not needed. The lower part of the sling is lined with padding material for extra support around the hips. Two red loops have been added to the leg straps, which can be used to help keep users' thighs in a neutral position, or to make space for hygiene procedures between their legs.

This model sling is used for lifts to and from a lying position (in a bed, on the floor, etc.) and to and from a sitting position.

Not only is this lifting sling suitable for most users, but it can also be used for lifts with the leg straps overlapped under both legs – when lifting single- or double amputees, for instance – or used to provide individual/separate leg support for patients who are particularly sensitive to pressure.

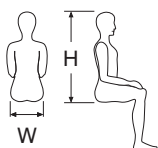
The Basic Comfort High sling made from net material can be used as a bathing sling.

## Suitable for

Lifting persons with little control over their body and head. (with body and head weakness). Lifting to and from a lying or seated position and for general transfers with additional support to the thigh area.

## Care task

- Bed to chair
- Bed to shower chair
- Bed to commode
- Recovery from floor
- Supported seating
- Sitting: balance
- Sitting: reactions, reflexes
- Transfers to mat, tilt table
- Aquatic therapy



## Guidelines on choosing the size of a sling

All dimensions in cm


Kids	Kids	Kids	XS	S	M	L	XL	2XL	3XL
4 - 6	6 - 10	10 - 14							
45 - 60	55 - 70	68 - 80	75 - 82	80 - 87	85 - 92	90 - 97	95 - 102	95 - 102	95 - 102
25 - 30	28 - 35	33 - 38	33 - 37	36 - 40	39 - 43	42 - 45	45 - 49	48 - 52	54 - 58





Custom



	
	<b>Polyester Net</b>
Size	Item no.
XS	295031
S	295041
M	295051
L	295061
XL	295071
Max lifting capacity	255 kg

### Function

The Sit-On sling is a universal sling designed for lifting and moving users who need to stay sitting on the sling. It supports the thighs and back but allows arms to be outside of the sling. One-piece continuous design for patients to sit on the sling after transfer is complete.

The sling is designed for lifts to and from sitting position from a bed or wheelchair, it is fitted while the user is in a lying position and can remain under while seated.

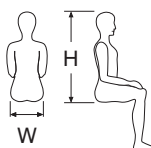
The Sit-On sling is available in several sizes and is made from a net material which is breathable allowing the air to circulate around the body, reducing the risk of heat and moisture forming.

### Suitable for

Persons who require seated transfers and will remain on the sling while in the chair. Persons with wheelchair as a primary means of mobility, but who may have upper extremity function and wish to assist with transfers as arms can be outside of the sling. It is ideal for a customised wheelchair, or persons who need to be lifted frequently.

### Care task

- Bed to chair
- Bed to wheelchair
- Recovery from floor
- Transfer to mat, tilt table




### Guidelines on choosing the size of a sling

*All dimensions in cm*

Kids	Kids	Kids	XS	S	M	L	XL	2XL	3XL
4 - 6	6 - 10	10 - 14							
45 - 60	55 - 70	68 - 80	75 - 82	80 - 87	85 - 92	90 - 97	95 - 102	95 - 102	95 - 102
25 - 30	28 - 35	33 - 38	33 - 37	36 - 40	39 - 43	42 - 45	45 - 49	48 - 52	54 - 58



	
	<b>Polyester Net</b>
Size	Item no.
XS	296031
S	296041
M	296051
L	296061
XL	296071
Max lifting capacity	255 kg

### Function

The Sit-On High sling is designed for lifting and moving users who need to stay sitting on the sling. It supports the thighs, back and head but allows arms to be outside of the sling. One-piece continuous design for patients to sit on the sling after transfer is complete.

The sling is designed for lifts to and from sitting position from a bed or wheelchair, it is fitted while the user is in a lying position and can remain under while seated.

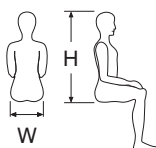
The Sit-On High sling is available in several sizes and is made from a net material which is breathable allowing the air to circulate around the body, reducing the risk of heat and moisture forming.

### Suitable for

Persons who require seated transfers and will remain on the sling while in chair. Persons with wheelchair as primary means of mobility, but who may have upper extremity function and wish to assist with transfers as arms can be outside of the sling. It is ideal for a customised wheelchair, or persons who need to be lifted frequently.

### Care task

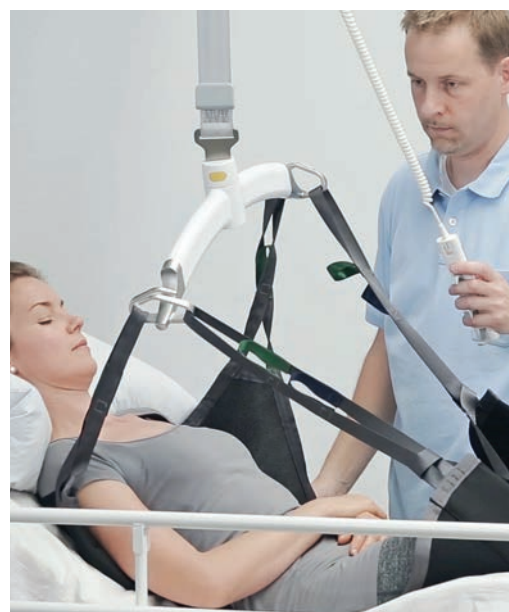

- Bed to chair
- Bed to wheelchair
- Recovery from floor
- Transfer to mat, tilt table




### Guidelines on choosing the size of a sling

*All dimensions in cm*

Kids	Kids	Kids	XS	S	M	L	XL	2XL	3XL
4 - 6	6 - 10	10 - 14							
45 - 60	55 - 70	68 - 80	75 - 82	80 - 87	85 - 92	90 - 97	95 - 102	95 - 102	95 - 102
25 - 30	28 - 35	33 - 38	33 - 37	36 - 40	39 - 43	42 - 45	45 - 49	48 - 52	54 - 58



	
	<b>Polyester Net</b>
Size	Item no.
XS	297031
S	297041
M	297051
L	297061
XL	297071
Max lifting capacity	255 kg

### Function

The Sit-On II is designed for lifting and moving users who need to stay sitting on the sling. It supports the thighs and back and is designed to prevent the thighs from rotating inwards during lifts.

The sling is intended for lifts to and from sitting position from a bed or wheelchair, but is fitted while the user is in a lying position. The sling is suitable to stay under while seated.

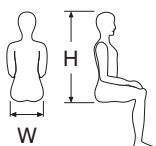
The Sit-On II sling is available in several sizes and is made from net material which is breathable allowing the air to circulate around the body, reducing the risk of heat and moisture forming.

### Suitable for

Persons who remain on the sling for long periods due to high weight or customised wheelchair.

### Care task

- Bed to chair
- Bed to wheelchair
- Recovery from floor
- Transfer to mat, tilt table




### Guidelines on choosing the size of a sling

*All dimensions in cm*

Kids	Kids	Kids	XS	S	M	L	XL	2XL	3XL
4 - 6	6 - 10	10 - 14							
45 - 60	55 - 70	68 - 80	75 - 82	80 - 87	85 - 92	90 - 97	95 - 102	95 - 102	95 - 102
25 - 30	28 - 35	33 - 38	33 - 37	36 - 40	39 - 43	42 - 45	45 - 49	48 - 52	54 - 58





	
	<b>Polyester Net</b>
Size	Item no.
XS	298031
S	298041
M	298051
L	298061
XL	298071
Max lifting capacity	255 kg

### Function

The Sit-On High II is a sling designed for lifting and moving users who need to stay sitting on the sling. The head support can be adjusted to suit the user's needs and can be folded away while sitting in the wheelchair. The sling supports the thighs, back and head and is designed to prevent the thighs from rotating inwards during the lift. The sling is used for lifts to and from sitting position from a bed or wheelchair, but is fitted while the user is in a lying position. The sling is suitable to stay under while seated.

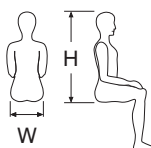
### Suitable for

Persons who remain on the sling for long periods due to high weight or customised wheelchair.

### Care task

- Bed to chair
- Bed to wheelchair
- Recovery from floor
- Transfer to mat, tilt table

The Sit-On High II sling is available in several sizes and is made from net material which is breathable allowing the air to circulate around the body, reducing the risk of heat and moisture forming.




### Guidelines on choosing the size of a sling

All dimensions in cm

Kids	Kids	Kids	XS	S	M	L	XL	2XL	3XL
4 - 6	6 - 10	10 - 14							
45 - 60	55 - 70	68 - 80	75 - 82	80 - 87	85 - 92	90 - 97	95 - 102	95 - 102	95 - 102
25 - 30	28 - 35	33 - 38	33 - 37	36 - 40	39 - 43	42 - 45	45 - 49	48 - 52	54 - 58



	
	<b>Polyester</b>
Size	Item no.
XS	290031
S	290041
M	290051
L	290061
XL	290071
Max lifting capacity	255 kg

### Function

The Custom Amputee sling is designed for lifting and moving people who have had one or both legs amputated above the knee joint, and for lifting people who have had both legs completely removed. The Amputee model supports the entire body up to and including the shoulders, with added support around the pelvis.

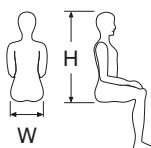
The sling can be used for transfers from a seated or lying position for example from a floor, bed or wheelchair. When lifting from a lying position, the Guldmann Head support should be used to provide support for persons with limited or no head control.

### Suitable for

Lifting both single and double (above knee joint) amputees. Lifting double and high amputees. Lifting from a seated or lying position.

### Care task

- Seated transfers
- Bed or stretcher to chair
- Bed or stretcher to wheelchair
- Bed or stretcher to showerchair
- Floor recovery for above knee amputee

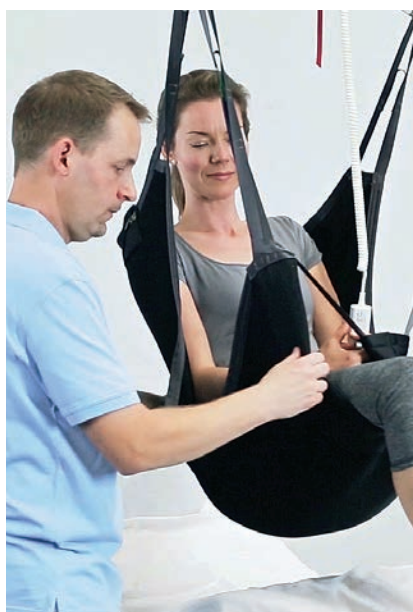




### Guidelines on choosing the size of a sling

All dimensions in cm

Kids	Kids	Kids	XS	S	M	L	XL	2XL	3XL
4 - 6	6 - 10	10 - 14							
45 - 60	55 - 70	68 - 80	75 - 82	80 - 87	85 - 92	90 - 97	95 - 102	95 - 102	95 - 102
25 - 30	28 - 35	33 - 38	33 - 37	36 - 40	39 - 43	42 - 45	45 - 49	48 - 52	54 - 58





	
	<b>Spacer Comfort</b>
Size	Item no.
XS	293031
S	293041
M	293051
L	293061
XL	293071
Max lifting capacity	255 kg

### Function

The Sit-On Comfort sling is designed for lifting and moving users who need to stay sitting on the sling. It supports the thighs and back and is designed to prevent the thighs from rotating inwards during lifts.

The sling is intended for lifts to and from sitting position from a bed or wheelchair, but is fitted while the user is in a lying position. The sling provides added comfort during the lift and is suitable to stay under while seated.

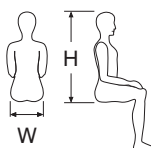
The Sit-On Comfort is available in several sizes and is made from spacer material. Durable and easy to work with, this material provides extra comfort and is breathable allowing the air to circulate around the body, reducing the risk of heat and moisture forming.

### Suitable for

Persons who remain on the sling for long periods due to high weight or customised wheelchair. Fabric assists with prevention of heat generation and can be used with persons with fragile skin.

### Care task

- Bed to chair
- Bed to wheelchair
- Recovery from floor
- Transfers to mat, tilt table




### Guidelines on choosing the size of a sling

All dimensions in cm

Kids	Kids	Kids	XS	S	M	L	XL	2XL	3XL
4 - 6	6 - 10	10 - 14							
45 - 60	55 - 70	68 - 80	75 - 82	80 - 87	85 - 92	90 - 97	95 - 102	95 - 102	95 - 102
25 - 30	28 - 35	33 - 38	33 - 37	36 - 40	39 - 43	42 - 45	45 - 49	48 - 52	54 - 58



	
	<b>Spacer Comfort</b>
Size	Item no.
XS	294031
S	294041
M	294051
L	294061
XL	294071
Max lifting capacity	255 kg

### Function

The Sit-On Comfort High is a sling designed for lifting and moving users who need to stay sitting on the sling. The head support can be adjusted to suit the user's needs and can be folded away while sitting in the wheelchair. The sling supports the thighs, back and head and is designed to prevent the thighs from rotating inwards during the lift.

The sling is used for lifts to and from sitting position from a bed or wheelchair, but it is fitted while the user is in a lying position. The sling provides added comfort during the lift and is suitable to stay under while seated.

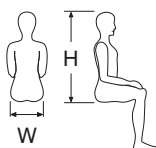
The Sit-On Comfort High sling is available in several sizes and is made from Spacer material. Durable and easy to work with, this material provides extra comfort and is breathable allowing the air to circulate around the body, reducing the risk of heat and moisture forming.

### Suitable for

Persons who remain on the sling for long periods due to high weight or customised wheelchair. Fabric assists with prevention of heat generation and can be used for persons with fragile skin.

### Care task

- Bed to chair
- Bed to wheelchair
- Recovery from floor
- Transfers to mat, tilt table




### Guidelines on choosing the size of a sling

*All dimensions in cm*

Kids	Kids	Kids	XS	S	M	L	XL	2XL	3XL
4 - 6	6 - 10	10 - 14							
45 - 60	55 - 70	68 - 80	75 - 82	80 - 87	85 - 92	90 - 97	95 - 102	95 - 102	95 - 102
25 - 30	28 - 35	33 - 38	33 - 37	36 - 40	39 - 43	42 - 45	45 - 49	48 - 52	54 - 58

# Sit-On Comfort High Hygiene



	
	<b>Spacer Comfort</b>
Size	Item no.
XS	294131
S	294141
M	294151
L	294161
XL	294171
Max lifting capacity	255 kg

## Function

The Sit-On Comfort High Hygiene sling is designed with an open bottom section to help facilitate toilet visits and other hygiene procedures.

The sling supports the thighs, back and head and prevents the thighs from rotating inwards during the lift. The adjustable head support can be used as required.

The hygiene sling is used for lifts to and from sitting position from a bed or wheelchair, but it is fitted while the user is in a lying position.

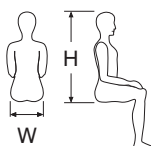
The Sit-On Comfort High Hygiene sling is available in several sizes and is made from Spacer material. Durable and easy to work with, this material provides extra comfort and is breathable allowing the air to circulate around the body, reducing the risk of heat and moisture forming.

## Suitable for

Transfers from bed to toilet or commode. It is suitable for leaving under the user in connection with toilet visits. It is NOT recommended to leave the sling in place under users in wheelchairs on account of the risk of pressure issues around the open bottom section.

## Care task

- Bed to commode / toilet



## Guidelines on choosing the size of a sling

All dimensions in cm


Kids	Kids	Kids	XS	S	M	L	XL	2XL	3XL
4 - 6	6 - 10	10 - 14							
45 - 60	55 - 70	68 - 80	75 - 82	80 - 87	85 - 92	90 - 97	95 - 102	95 - 102	95 - 102
25 - 30	28 - 35	33 - 38	33 - 37	36 - 40	39 - 43	42 - 45	45 - 49	48 - 52	54 - 58

Kids







	
	<b>Polyester</b>
Size	Item no.
2-4	2831000
4-6	283101
6-10	283111
10-16	283121
Max lifting capacity	100 kg

### Function

The Active Vest – Kids is a sling to help maintain standing and provide support while walking.

The paediatric sling supports the child's upper body and pelvis area, assisting with standing, walking and standing exercises, as well as balance training and playing. Helps provide confidence and safety for both child and carer.

### Suitable for

Children with reasonable head control, but limited standing balance and trunk control. The child must be able to bear weight through lower extremities. Works well for support in upright postures, standing balance, and ambulation.

### Care task

- Transition postures
- Standing balance
- Standing: reactions, reflexes
- Protective responses
- Weight shifting
- Gait training
- Stairs, steps, curbs
- Partial weight bearing
- Body weight supported treadmill training
- Playing/activities



W2



W2

### Guidelines on choosing the size of a sling

All dimensions in cm

Kids	Kids	Kids	Kids
2 - 4	4 - 6	6 - 10	10 - 16
46 - 54	50 - 65	51 - 72	56 - 75



		
	<b>Polyester</b>	<b>Polyester Net</b>
Size	Item no.	Item no.
4-6	270001	270103
6-10	270011	270113
10-14	270021	270123
Max lifting capacity	255 kg	255 kg

### Function

The Basic Basic – Kids sling is a general lifting sling suitable for a wide variety of users and lifting operations. The sling supports the entire body excluding the head. The internal belt provides extra support and safety.

This paediatric sling is ideal for lifting, moving and positioning children who can control their head but have reduced control of their upper body. It can be used for most types of lift and for moves to and from a seated and lying position – for example from a bed or wheelchair – where there is no need to help the user support his/her head.

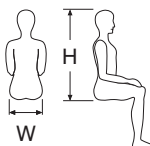
The Basic Basic – Kids sling is available in several sizes and two different materials. The net version can also be used as a bath sling. Both materials are highly durable and easy to work with, allowing air to circulate around the body and providing excellent comfort and support for the user.

### Suitable for

Children with head control but who need support for seated transfers. Lifting and transfers from all furniture surfaces.

### Care task

- Bed to chair
- Bed to shower chair
- Bed to commode
- Recovery from floor
- Supported seating
- Sitting: balance
- Sitting: reactions, reflexes
- Transfers to mat, tilt table
- Transfers in/out of car
- Access for perineal hygiene






### Guidelines on choosing the size of a sling

All dimensions in cm

Kids	Kids	Kids	XS	S	M	L	XL	2XL	3XL
4 - 6	6 - 10	10 - 14							
45 - 60	55 - 70	68 - 80	75 - 82	80 - 87	85 - 92	90 - 97	95 - 102	95 - 102	95 - 102
25 - 30	28 - 35	33 - 38	33 - 37	36 - 40	39 - 43	42 - 45	45 - 49	48 - 52	54 - 58





			
	Polyester	Polyester Net	Polypropylene Disposable
Size	Item no.	Item no.	Item no.
4-6	272001	272103	
6-10	272011	272113	283615
10-14	272021	272123	
Max lifting capacity	255 kg	255 kg	205 kg

### Function

The Basic High – Kids sling is a general lifting sling suitable for a wide variety of users and lifting operations. The sling supports the entire body including the head. The internal belt provides extra support and safety.

This paediatric sling is ideal for lifting, moving and positioning children who have reduced control in their head, upper and lower body. It can be used from a seated or lying position – for example from the floor, bed or wheelchair.

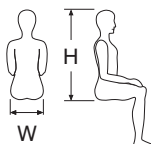
The Basic High – Kids sling is available in several sizes and different materials. The net version can also be used as a bath sling. All materials are highly durable and easy to work with, allowing air to circulate around body and providing excellent comfort and support for the user.

### Suitable for

Children with little control over their head and body and who need support for seated transfers. The Basic High – Kids model is designed to be a general lifting sling to achieve most lifting situations from all furniture surfaces.

### Care task

- Bed to chair
- Bed to shower chair
- Bed to commode
- Recovery from floor
- Supported seating
- Sitting: balance
- Sitting: reactions, reflexes
- Transfers to mat, tilt table
- Transfers in/out of car
- Aquatic therapy




### Guidelines on choosing the size of a sling

All dimensions in cm

Kids	Kids	Kids	XS	S	M	L	XL	2XL	3XL
4 - 6	6 - 10	10 - 14							
45 - 60	55 - 70	68 - 80	75 - 82	80 - 87	85 - 92	90 - 97	95 - 102	95 - 102	95 - 102
25 - 30	28 - 35	33 - 38	33 - 37	36 - 40	39 - 43	42 - 45	45 - 49	48 - 52	54 - 58



	
	<b>Polyester Net</b>
Size	Item no.
4-6	295001
6-10	295011
Max lifting capacity	255 kg

### Function

The Sit-On – kids sling is a universal sling designed for lifting and moving children who need to stay sitting on the sling. It supports the thighs and back but allows arms to be outside of the sling. One-piece continuous design for children to sit on the sling after transfer is complete.

The paediatric sling is designed for lifts to and from sitting position from a bed or wheelchair. It is fitted while the child is in a lying position and can remain under while seated.

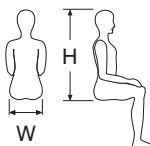
The sling is made from a polyester net material which is breathable allowing the air to circulate around the body, reducing the risk of heat and moisture forming.

### Suitable for

Children who require seated transfers and who will remain on the sling while in the chair. Children with wheelchair as a primary means of mobility, but who may have upper extremity function and wish to assist with transfers as arms can be outside the sling. It is ideal for a customised wheelchair, or children who need to be lifted frequently.

### Care task

- Bed to chair
- Bed to wheelchair
- Recovery from floor
- Transfer to mat, tilt table




### Guidelines on choosing the size of a sling

*All dimensions in cm*

Kids	Kids	Kids	XS	S	M	L	XL	2XL	3XL
4 - 6	6 - 10	10 - 14							
45 - 60	55 - 70	68 - 80	75 - 82	80 - 87	85 - 92	90 - 97	95 - 102	95 - 102	95 - 102
25 - 30	28 - 35	33 - 38	33 - 37	36 - 40	39 - 43	42 - 45	45 - 49	48 - 52	54 - 58



	
	<b>Polyester Net</b>
Size	Item no.
4-6	296001
6-10	296011
Max lifting capacity	255 kg

### Function

The Sit-On High – Kids sling is designed for lifting and moving children who need to stay sitting on the sling. It supports the thighs, back and head but allows arms to be outside of the sling. One-piece continuous design for children to sit on the sling after transfer is complete.

The paediatric sling is designed for lifts to and from sitting position from a bed or wheelchair. It is fitted while the child is in a lying position and can remain under while seated.

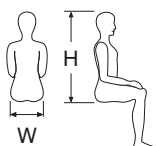
The Sit-On High – Kids is made from a net material which is breathable allowing the air to circulate around the body, reducing the risk of heat and moisture forming

### Suitable for

Children who require seated transfers and who will remain on the sling while in the chair. Children with wheelchair as a primary means of mobility, but who may have upper extremity function and wish to assist with transfers as arms can be outside the sling. It is ideal for a customised wheelchair, or children who need to be lifted frequently.

### Care task

- Bed to chair
- Bed to wheelchair
- Recovery from floor
- Transfer to mat, tilt table




### Guidelines on choosing the size of a sling

*All dimensions in cm*

Kids	Kids	Kids	XS	S	M	L	XL	2XL	3XL
4 - 6	6 - 10	10 - 14							
45 - 60	55 - 70	68 - 80	75 - 82	80 - 87	85 - 92	90 - 97	95 - 102	95 - 102	95 - 102
25 - 30	28 - 35	33 - 38	33 - 37	36 - 40	39 - 43	42 - 45	45 - 49	48 - 52	54 - 58





	
	<b>Polyester Net</b>
Size	Item no.
4-6	297001
6-10	297011
Max lifting capacity	255 kg

### Function

The Sit-On II – Kids sling is designed for lifting and moving children who need to stay sitting on the sling. It supports the thighs and back and is designed to prevent the thighs from rotating inwards during lifts.

The sling is intended for lifts to and from sitting position from a bed or wheelchair, but is fitted while the child is in a lying position. The sling is suitable to stay under while seated.

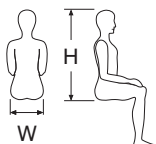
This paediatric sling is made from a net material which is breathable allowing the air to circulate around the body, reducing the risk of heat and moisture forming.

### Suitable for

Children who remain on the sling for long periods due to high weight or customised wheelchair.

### Care task

- Bed to chair
- Bed to wheelchair
- Recovery from floor
- Transfer to mat, tilt table




### Guidelines on choosing the size of a sling

*All dimensions in cm*

Kids	Kids	Kids	XS	S	M	L	XL	2XL	3XL
4 - 6	6 - 10	10 - 14							
45 - 60	55 - 70	68 - 80	75 - 82	80 - 87	85 - 92	90 - 97	95 - 102	95 - 102	95 - 102
25 - 30	28 - 35	33 - 38	33 - 37	36 - 40	39 - 43	42 - 45	45 - 49	48 - 52	54 - 58





	
	<b>Polyester Net</b>
Size	Item no.
4-6	298001
6-10	298011
Max lifting capacity	255 kg

#### Function

The Sit-On High II – Kids is a sling designed for lifting and moving users who need to stay sitting on the sling. The head support can be adjusted to suit the child's needs and can be folded away while sitting in the wheelchair. The sling supports the thighs, back and head and is designed to prevent the thighs from rotating inwards during the lift.

#### Suitable for

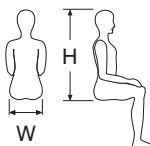
Children who remain on the sling for long periods due to high weight or customised wheelchair.

#### Care task

- Bed to chair
- Bed to wheelchair
- Recovery from floor
- Transfer to mat, tilt table

This paediatric sling is used for lifts to and from sitting position from a bed or wheelchair, but it is fitted while the child is in a lying position. The sling is suitable to stay under while seated.

The Sit-On High II - Kids is made from net material which is breathable allowing the air to circulate around the body, reducing the risk of heat and moisture forming.




#### Guidelines on choosing the size of a sling

All dimensions in cm

Kids	Kids	Kids	XS	S	M	L	XL	2XL	3XL
4 - 6	6 - 10	10 - 14							
45 - 60	55 - 70	68 - 80	75 - 82	80 - 87	85 - 92	90 - 97	95 - 102	95 - 102	95 - 102
25 - 30	28 - 35	33 - 38	33 - 37	36 - 40	39 - 43	42 - 45	45 - 49	48 - 52	54 - 58



	
	<b>Spacer Comfort</b>
Size	Item no.
4-6	293001
6-10	293011
Max lifting capacity	255 kg

### Function

The Sit-On Comfort – Kids is a sling designed for lifting and moving children who need to stay sitting on the sling. It supports the thighs and back, and is designed to prevent the thighs from rotating inwards during lifts.

This paediatric sling is designed for lifts to and from sitting position from a bed or wheelchair, it is fitted while the child is in a lying position. The sling provides added comfort during the lift, and is suitable to stay under while seated.

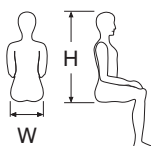
### Suitable for

Children who remain on the sling for long periods in e.g. a customised wheelchair. Fabric assists with prevention of heat generation and can be used with children with fragile skin.

### Care task

- Bed to chair
- Bed to wheelchair
- Recovery from floor
- Transfers to mat, tilt table

The Sit-On Comfort – Kids model is available in several sizes and is made from spacer material. Durable and easy to work with, this material provides extra comfort and is breathable allowing the air to circulate around the body, reducing the risk of heat and moisture forming.




### Guidelines on choosing the size of a sling

*All dimensions in cm*

Kids	Kids	Kids	XS	S	M	L	XL	2XL	3XL
4 - 6	6 - 10	10 - 14							
45 - 60	55 - 70	68 - 80	75 - 82	80 - 87	85 - 92	90 - 97	95 - 102	95 - 102	95 - 102
25 - 30	28 - 35	33 - 38	33 - 37	36 - 40	39 - 43	42 - 45	45 - 49	48 - 52	54 - 58





	
	<b>Spacer Comfort</b>
Size	Item no.
4-6	294001
6-10	294011
Max lifting capacity	255 kg

### Function

The Sit-On Comfort High – Kids is a sling designed for lifting and moving children who need to stay sitting on the sling. The sling supports the thighs, back and head and is designed to prevent the thighs from rotating inwards during the lift. The head support can be adjusted to suit the child's needs and can be folded away while sitting in the wheelchair.

### Suitable for

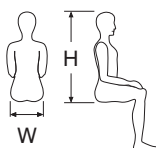
Children who remain on the sling for a long periods in e.g. a customised wheelchair. Fabric assists with prevention of heat generation and can be used with children with fragile skin.

### Care task

- Bed to chair
- Bed to wheelchair
- Recovery from floor
- Transfers to mat, tilt table

This paediatric sling is designed for lifts to and from sitting position from a bed or wheelchair, it is fitted while the child is in a lying position. The sling provides added comfort during the lift, and is suitable to stay under while seated.

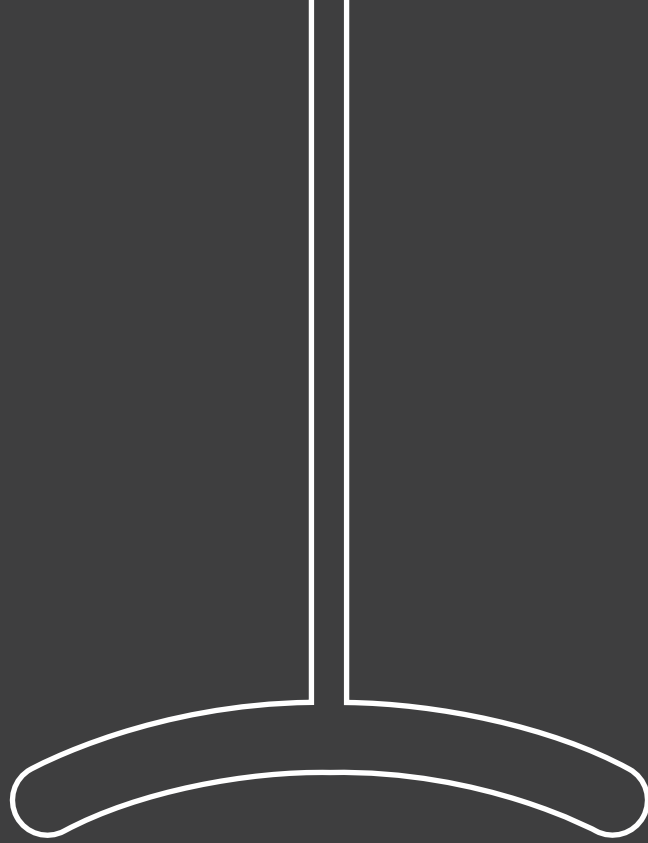
The Sit-On Comfort – Kids model is available in several sizes and is made from spacer material. Durable and easy to work with, this material provides extra comfort and is breathable allowing the air to circulate around the body, reducing the risk of heat and moisture forming.



### Guidelines on choosing the size of a sling


*All dimensions in cm*



Kids	Kids	Kids	XS	S	M	L	XL	2XL	3XL
4 - 6	6 - 10	10 - 14							
45 - 60	55 - 70	68 - 80	75 - 82	80 - 87	85 - 92	90 - 97	95 - 102	95 - 102	95 - 102
25 - 30	28 - 35	33 - 38	33 - 37	36 - 40	39 - 43	42 - 45	45 - 49	48 - 52	54 - 58



Bariatric

# Basic High – Bariatric



		
	<b>Polyester</b>	<b>Polyester/Cotton Disposable</b>
Size	Item no.	Item no.
L/XL		283672
XL/2XL		283682
2XL/3XL		283692
3XL	2720913	
4XL	2720914	
5XL	2720916	
Max lifting capacity	500 kg	350 kg

## Function

The Basic High Bariatric sling is a general lifting sling suitable for bariatric users. The sling supports the entire body including the head.

The sling is a continuation of the Basic High model from the ABC range, where the design has been adapted to accommodate bariatric proportions. In addition to having an increased lifting capacity, the bariatric sling is fitted with longer and wider leg straps and features broader dimensions for both upper and lower body. In addition to the positioning pocket on the back, there is also a positioning pocket on the inner side of the leg straps on the bariatric sling, which, with the use of the insertion stick, makes it easier to position and fit the sling.

## Suitable for

Lifting, moving and positioning persons who have reduced control in their head, upper and lower body. It can be used from a seated or lying position, for example from the floor, bed or wheelchair. The Basic High Bariatric is designed to be a universal lifting sling to achieve most lifting situations.

## Care task


- Bed to chair
- Bed to shower chair
- Bed to commode
- Recovery from floor
- Supported seating
- Sitting: balance
- Sitting: reactions, reflexes
- Transfers to mat, tilt table
- Transfers in/out of car
- Access for perineal hygiene





# Gait Trainer – Bariatric



	
	<b>Polyester</b>
Size	Item no.
One size	283100
Max lifting capacity	500 kg

## Function

The Gait Trainer – Bariatric is a sling to help maintain standing and provide support while walking.

The sling is shaped like a pair of short pants to support the user around the pelvis and stomach area. The design helps prevent “squeezing” the user’s stomach and likewise eliminates the risk of the user slipping through the sling. It is intended to support the user in standing and provides optimal comfort.

## Suitable for


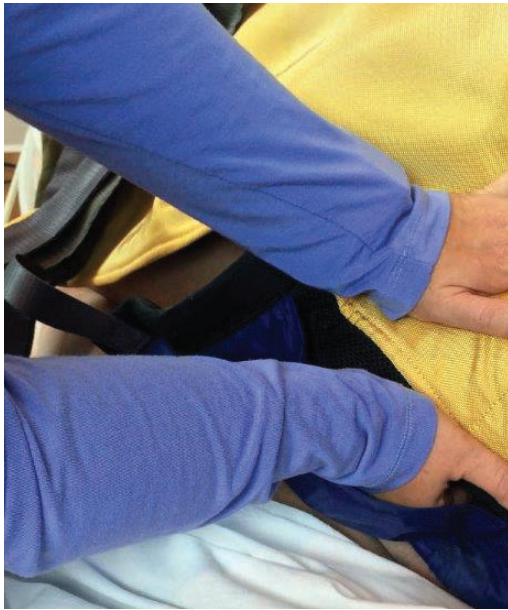
Gait training and early mobilisation of persons of size. It boosts confidence and safety for both user and carer in balance training sitting, standing and walking.


## Care task

- Transition postures
- Standing: balance
- Standing: reactions, reflexes
- Protective responses
- Weight shifting
- Gait training
- Stairs, steps, curbs
- Partial weight bearing
- Body weight supported treadmill training



# Pannus Support



	
	<b>Polyester</b>
Size	Item no.
One size	28660
Max lifting capacity	255 kg

## Function

The Pannus Support is a supporting sling that can be used with the ceiling hoist to provide assistance during personal hygiene and skin care procedures. The Pannus Support will help support the pannus in a position that eases examination, treatment and care of the user's skin.

## Suitable for

Hygiene tasks for persons of size with large abdominal mass. Holds and supports the pannus in supine position.

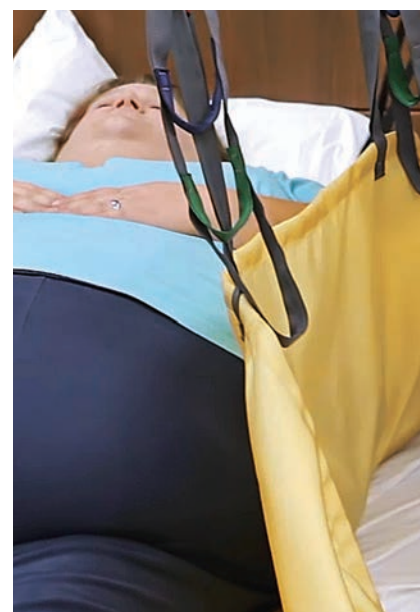
## Care task


- Personal hygiene
- Skin care
- Wound management

The sling is designed to eliminate heavy manual lifting of the patient's pannus, which often places an excessive physical strain on the carer. It also reduces the number of staff required to carry out the procedure.



# Repositioning Sling – Bariatric



	
	<b>Polyester</b>
Size	Item no.
One size Length: 1900 mm Width: 1630 mm	284656
Max lifting capacity	500 kg

## Function

The Bariatric Repositioning sling is ideal to turn, transfer and reposition the patient of size in the bed.

The sling supports the whole of the body including the head, and lifts the user in a supine position to and from bed, stretcher or floor.

## Suitable for

Change of bed linen, turning the user to carry out hygiene tasks or to reposition the user in the bed.


## Care task


- Repositioning – boost up in bed
- Turning or log roll
- Bedside portable X-Ray
- CT Scan
- MRI
- Transfer supine lateral
- Recovery from floor
- Transfer from tilt table





# Twin Turner – Bariatric



	
	<b>Polyester</b>
Size	Item no.
One size	28760
Max lifting capacity	500 kg

## Function

The Twin Turner Bariatric is used in conjunction with the hoist, to turn the user and position them on to their side avoiding unnecessary strain to the care provider.

The sling makes it possible to turn the user from side to side without removing the sling from under the user. It can assist to fit a general sling without having to manually turn or otherwise move the user. The turning sling has a relatively small surface, which facilitates examination, care and treatment to the user's skin.

The sling is a version of the Twin Turner model, where the design has been adapted to accommodate bariatric proportions.

## Suitable for


Turning and positioning patients to lateral position; eliminates caregiver static hold hazards while providing comfortable access to patient's skin for cleaning, wound management, assessment and treatment.

## Care task

- Turning
- Access for hygiene
- Assessment
- Skin inspection
- Turning initiation
- Sidelying functional tasks
- Therapeutic exercises





# Turning and handling



## Leg sling



		
	<b>Polyester</b>	<b>Polypropylene Disposable</b>
Size	Item no.	Item no.
One size	28650	286501
Max lifting capacity	255 kg	205 kg

### Function

The Leg sling supports and lifts limbs, avoiding unnecessary strain to the care provider.

The sling is used when lifting arms or legs, and supporting the limbs to carry out activities such as wound treatment, dressings or when carrying out personal hygiene procedures. Support of leg when applying therapeutic socks or for support/lifting the leg when applying a ROM walker (boot bandage) or CPM machine (knee machine).

### Suitable for

Situations where legs or arms need lifting and sustained hold positions.



### Care task

- Limb lift / hold / position
- Diabetic foot care
- Elevate limbs







		
	<b>Polyester</b>	<b>Polyester Disposable</b>
Size	Item no.	Item no.
One size	28467	284223
Max lifting capacity		
	255 kg	255 kg

## Function

The Multi Support sling supports and lifts limbs, avoiding unnecessary strain to the care provider.

The sling is used to lift or support specific parts of the body, such as torso, pelvis, legs or arms. Therapy procedures and tasks can be carried out, for example, placing wedges under the user, placing X-ray cassettes. Supporting limbs to carry out activities such as wound treatment, dressings or when carrying out personal hygiene procedures. It can also be used to carry out early mobilisation.

## Suitable for

Situations where parts of the body need to be lifted or supported.


## Care task

- Lift / hold / position specific parts of the body
- Assist placement of CPM
- Access for perineal hygiene
- Development of postures
- Quadruped, assist to kneeling
- Positioning on OR table
- Rehabilitation – and training exercises



## OR Sling – Upper body



	
	<b>Polyester</b>
Size	Item no.
Medium	284851
Large	284861
Lifting straps incl. snap hooks	284801
Max lifting capacity	255 kg

### Function

The OR sling is used in combination with the Guldmann Cross Hanger (250 kg) to move the patient's upper body onto the operating table or to lift it from the operating table in a horizontal position.

The length and design of the sling make it very useful for operative procedures on the lower regions of the patient's body, such as gynaecological procedures.

The OR sling is used with six lifting straps with snap hooks. The lifting straps with snap hooks can be reused for several OR slings, regardless of size. The lifting straps can easily be removed from the sling to prevent them getting in the way before and after moving the patient.

Using the OR sling in combination with the ceiling hoist prevents friction and patient skin and tissue shear. The OR sling also prevents unnecessary strain on staff and increases patient safety.

### Suitable for

Horizontal lifting and moving between the operating table and the stretcher/bed to be performed by two persons only.


### Care task

- Horizontal lifting /transferring
- Positioning / hold of upper body
- Operative procedures



# Positioning sling



		
		<b>Polyester</b> Disposable
Size	Item no.	
One size	284225	<i>Prone positioning package</i>
One size	284226	<i>Side positioning sling</i>
Max lifting capacity	255 kg	

## Function

The Positioning sling is a patient turning solution that consists of several different slings. It is designed to ease the process of turning a patient over from supine to prone and has the ability to reverse the process. This procedure is generally carried out for spinal surgery or similar procedures.

The sling prevents friction and other effects on the patient's skin and tissue.

Using the Positioning sling system, not only controls the process but improves the working environment and reduces the number of staff that is required to carry out the procedure.

The entire Prone OR package consists of:

- 2 x Positioning sling
- 2 x Multi Support
- 1 x Safety belt

## Suitable for

Ideal for preparation for examination and surgery where sidelying or prone/supine positioning occurs on narrow surfaces with dependent and sedated patients.


## Care task




- Side positioning
- Prone positioning
- Lifting of torso
- Lifting of extremities
- Lifting of pelvis
- Lifting of legs after spinal sedation





# Repositioning sling



			
	<b>Polyester</b>	<b>Polyester Net</b>	<b>Polyester Disposable</b>
Size	Item no.	Item no.	Item no.
Standard: 1830 mm	28465	284658	284655
Short: 1350 mm	284653		
Long: 2130 mm		284651	
Max lifting capacity	500 kg	500 kg	500 kg

## Function

The Repositioning sling is ideal to turn, transfer and reposition the user in the bed.

The sling supports the whole of the body including the head, and lifts the user in a supine position to and from bed, stretcher or floor. It is often used when changing bed linen, turning the user to carry out hygiene tasks or to reposition the user in the bed.

The sling can be left positioned underneath the patient ready for use for care task.

## Suitable for


Turning to sidelying, repositioning patient up in bed, sitting forward head and trunk, supine lateral transfers to another surface such as beds and stretchers, and full lift in supine off of bed to zero bed scale.

## Care task


- Repositioning – boost up in bed
- Turning or log roll
- Bedside portable X-Ray
- CT scan
- MRI
- Transfer supine lateral
- Recovery from floor
- Transfer from tilt table







Smart loops

	
	<b>TENCEL®</b> Antibacterial
Size	Item no.
Standard: 2130 mm	284657
Max lifting capacity	375 kg

## Function

The Repositioning sling made in TENCEL® fabric is ideal to turn, transfer and reposition the user in the bed.

The sling supports the whole of the body including the head, and lifts the user in a supine position to and from bed, stretcher or floor. It is often used when changing bed linen, turning the user to carry out hygiene tasks or to reposition the user in the bed.

This repositioning sling is made of a mixture of polyester and TENCEL®. TENCEL® is an organic material with important anti-bacterial and temperature-regulating characteristics. The special TENCEL® fibres are also exceptionally soft, and provide extra comfort for users with particularly sensitive skin.

The sling is intended to be left positioned underneath patient ready for use for care task.

## Suitable for


Turning to sidelying, repositioning patient up in bed, sitting forward head and trunk, supine lateral transfers to another surface such as beds and stretchers, and full lift in supine off of bed to zero bed scale.

## Care task

- Repositioning – boost up in bed
- Turning or log roll
- Bedside portable X-Ray
- CT Scan
- MRI
- Transfer supine lateral
- Recovery from floor
- Transfer from tilt table





	
	<b>Polyester</b>
Size	Item no.
One size	28700
Max lifting capacity	255 kg

### Function

The Turner sling is used to turn the user and position them on to their side avoiding unnecessary strain to the care provider.

The sling makes it possible to turn the user onto their side, it can assist to fit a general sling without having to manually roll or otherwise move the user. It is also used to support the user in a side-lying position to alternate pressure relief when lying for long periods.

### Suitable for



Placing of sling under patient without having to roll or move them. Smaller surface area of material for this sling allows access to patient's skin for inspection, treatment and care.

### Care task

- Turning
- Access for hygiene
- Assessment
- Skin inspection
- Turning initiation
- Sidelying functional tasks
- Therapeutic exercises





		
	<b>Polyester</b>	<b>Polypropylene Disposable</b>
Size	Item no.	Item no.
Standard	28750	287501
Large	28751	287511
Max lifting capacity	255 kg	205 kg

## Function

The Twin Turner is used to turn the user and position them on to their side avoiding unnecessary strain to the care provider.

The sling makes it possible to turn the user from side to side without removing the sling from under the user. It can assist to fit a general sling without having to manually turn or otherwise move the user. The turning sling has a relatively small surface, which facilitates examination, care and treatment to the user's skin.

## Suitable for

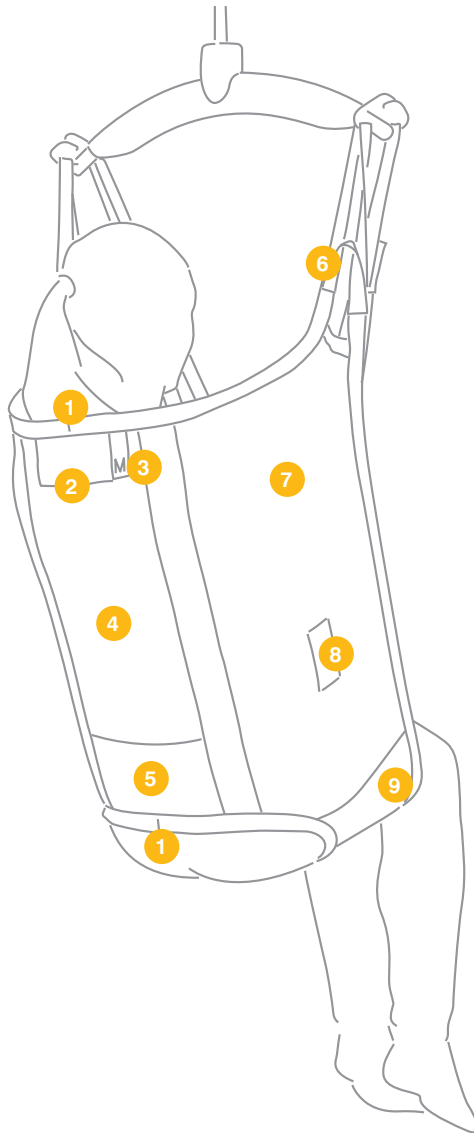
Turning and holding in sidelying position: eliminates caregiver static hold hazards while providing comfortable access to patient's skin for cleaning, wound management, assessment and treatment. Assists in routine or frequent bed linen changes.

## Care task

- Turning
- Access for hygiene
- Assessment
- Skin inspection
- Turning initiation
- Sidelying functional tasks
- Therapeutic exercises



# ABC slings – Features



## 1. Centre of sling marking

## 2. Information-label

Indicates all that the carer needs to know

## 3. Label with size indication

Makes it easy and simple to find the correct size of sling

## 4. Padding in back section

For added comfort on models with small back surface

## 5. Positioning pocket

All Basic slings are provided with a pocket to ease correct positioning of sling

## 6. Coloured loops

The coloured loops ensure symmetry in the lift

## 7. Material

Dirt repellent polyester characterized by its strength and elasticity








## 8. Auxiliary straps

It is possible to use auxiliary straps

## 9. Padding on legs

All slings with divided leg supports have inset foam pads on legs. Easier to put on – smoother on skin

## Material

						
<i>Polyester</i>	<i>Polyester Net</i>	<i>Spacer Comfort</i>	<i>Polyester Disposable</i>	<i>Polypropylene Disposable</i>	<i>Polyester/Cotton Disposable bariatric</i>	<i>TENCEL® Antibacterial</i>

## Care labelling

			
<i>Normal washing at the indicated temperature</i>	<i>Do not use bleaching agent</i>	<i>Tumbledrying at low temperature</i>	<i>Do not iron</i>



## Smart loops

Sling strap with smart loop technology, using a new and innovative weaving technique to produce the entire sling strap in one piece. The simplified design consist of only one straight smooth sling strap without ad-on loops. A colour code makes it easy to apply the sling correctly to the hanger.



## Standard sling straps

Standard sling strap designed with coloured loops to make it easy and intuitive to work with. The colours simplify the communication when more carers are working together on a lifting, transferring or mobilizing task. The standard sling straps are used on the extensive range of Guldmann slings.



## Size measuring tape for Guldmann slings – to ease the choice of a sling size

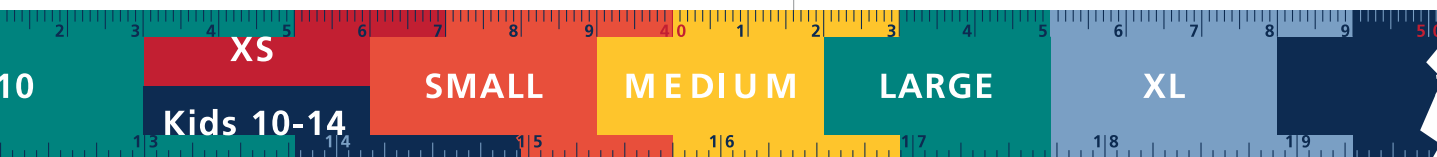
The measuring tape is double-sided and measures either Width or Height.



### Width

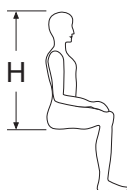
Measure the width of the users hips – and find the sling size to use.

Measure in a straight line – and **not** around the hips in a curved line.



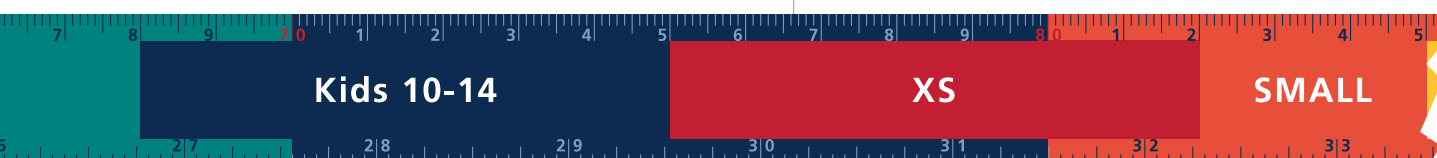
Item no.

559997



### Height

Measure the seated height of the user.



# Disposable slings



## For efficient and hygienic lifting routines



Guldmann disposable slings are ideal for situations in which an extra-high hygiene standard is required, due to risk of infection. The slings are intended for single-patient use only, for the duration of a short stay or short term use. Dispose of the sling after the patient is discharged, or immediately after use if it has become wet or soiled.

All slings are provided with a label saying “DO NOT WASH” which becomes visible with a warning “DO NOT USE” when in contact with liquid as an additional safety measure. Disposable slings are used in situations where hygiene is important and to minimise the risk of cross infection.

Guldmann offers a wide range of disposable slings available in both adult and child sizes, and for use in bariatric care environments.

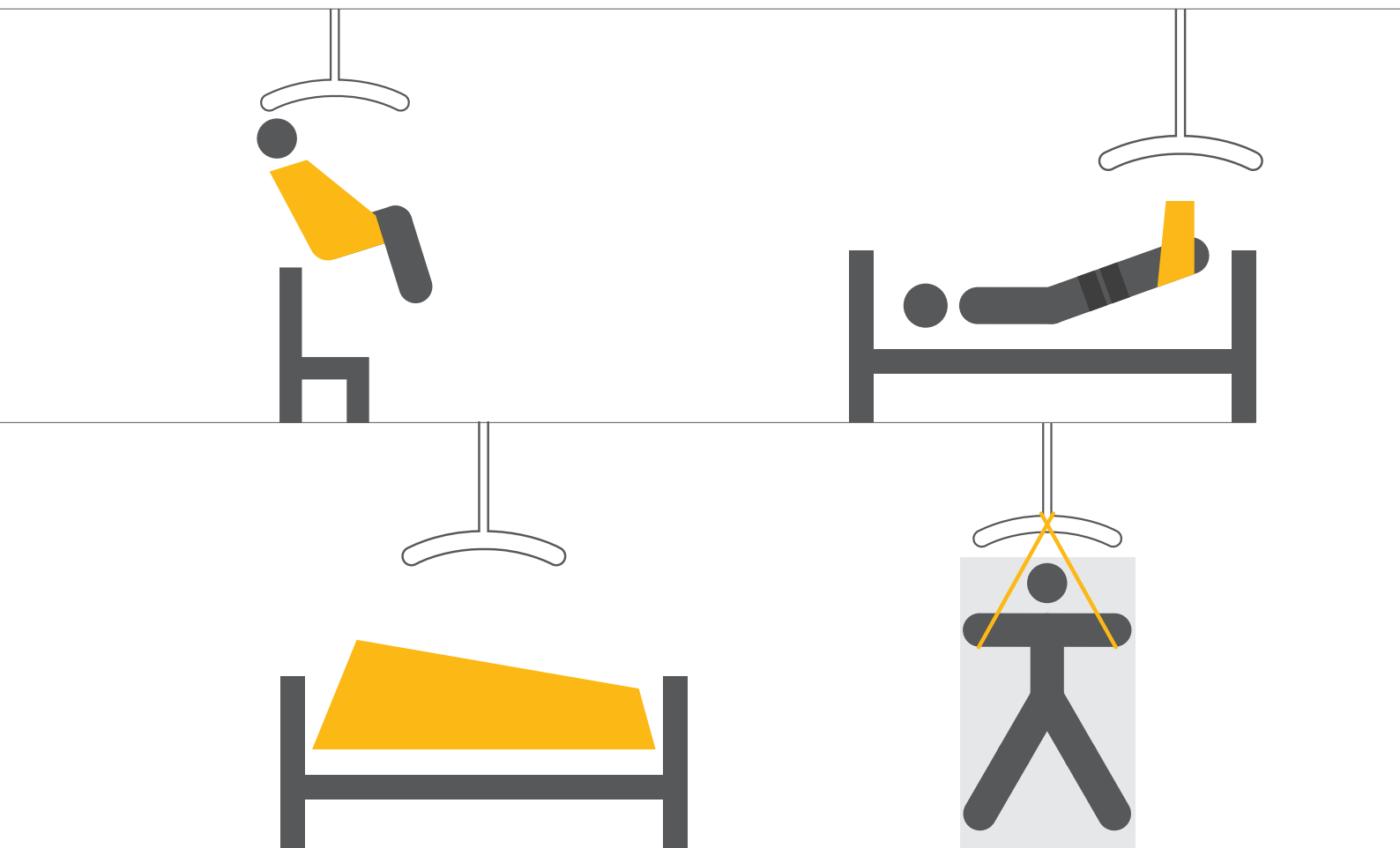
For more information [www.guldmann.com](http://www.guldmann.com)



Active Micro	Active Micro Plus	Active Trainer	Gait Trainer	Basic Basic	Basic Basic – net
					
Basic Low	Basic Low – net	Basic High	Basic High – net	Basic Shell	Basic Hammock
					
Basic Comfort High	Basic Comfort High – net	Sit-On	Sit-On High	Sit-On II	Sit-On High II
					
Custom Amputee	Sit-On Comfort	Sit-On Comfort High	Sit-On Comfort High Hygiene	Active Vest – Kids	Basic Basic – Kids
					
Basic High – Kids	Sit-On Comfort – Kids	Sit-On Comfort High – Kids	Sit-On – Kids	Sit-On High – Kids	Sit-On II – Kids
					



Sit-On High II – Kids	Basic High –Bariatric	Gait Trainer – Bariatric	Pannus Support	Repositioning Sling – Bariatric	Twin Turner – Bariatric
					
Leg sling	Multi Support	OR Sling – Upper body	Positioning Sling	Repositioning Sling	Repositioning Sling – Tencel®
					
Turner	Twin Turner	Disposable High II	Disposable High II – Bariatric	Disposable High II – Kids	Disposable Comfort High
					
Disposable Repositioning Sling	Disposable Leg Sling II	Disposable Multi Support	Disposable Twin Turner II	Disposable Gait Trainer	Head Support
					
Sheepskin insets	Extension straps	Marking clips	Training kit for Positioning lock		
					



# taylordolman

tel: 0845 838 0600  
email: [info@taylordolman.com](mailto:info@taylordolman.com)  
[www.taylordolman.com](http://www.taylordolman.com)

Guldmann™



© Guldmann GB-2625\_1/06/2021

GB