

# SPACE TO CHANGE



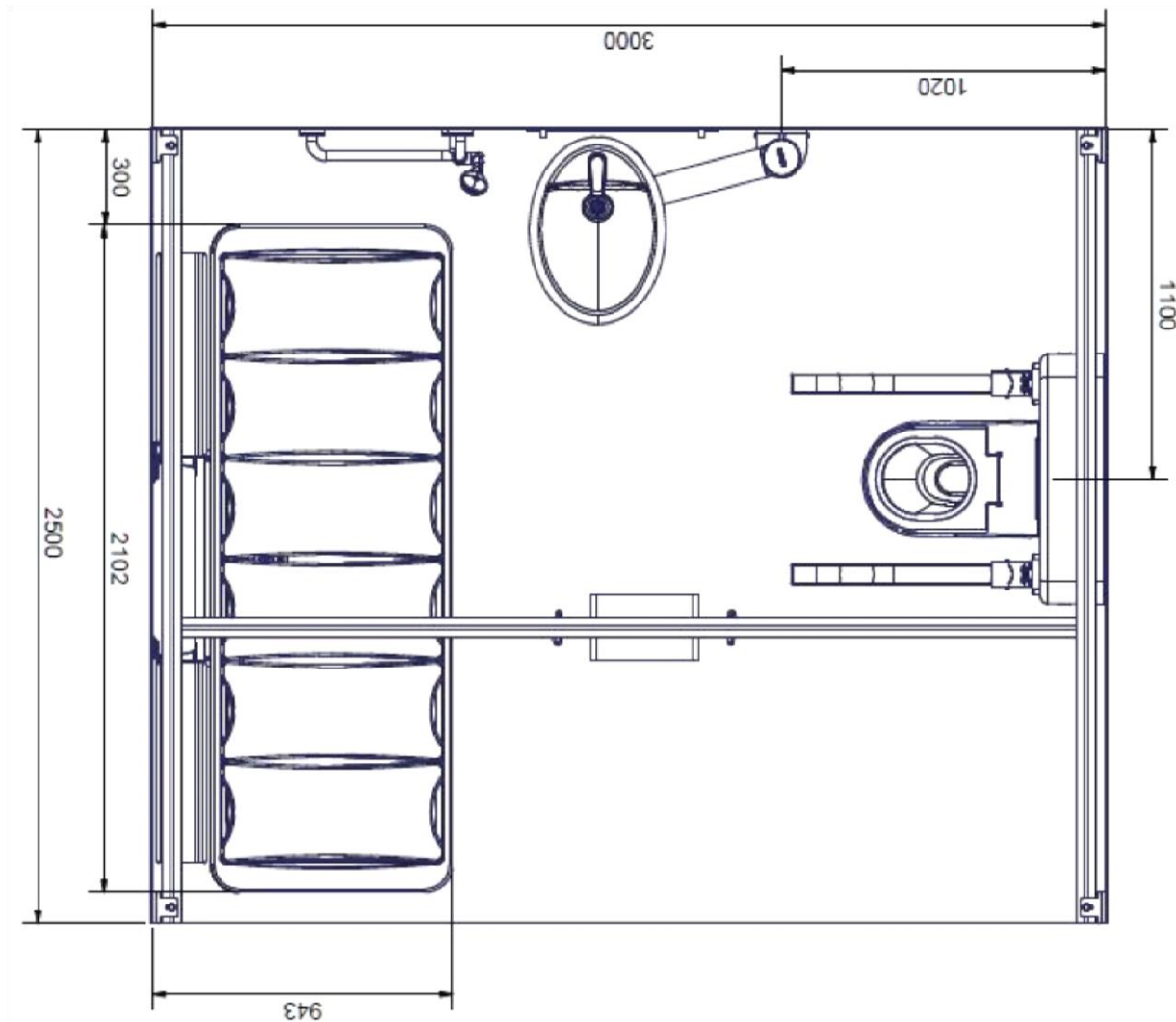
# CHANGING CONCEPTS

### Concept Description:

The room layout shown offers a peninsular toilet which is easily accessed when the Shower and Changing Bed is upright. The basin can be moved into the corner when access to the bed is required.

An independent person could wash their hands when on the toilet but also have very easy access to the basin when more centralised. Carers would have all round access to the basin when the Bed is upright.

The room covering overhead hoist system ensures that movement around this smaller space is still easily possible.



## ROPOX Changing and Shower bed, wall mounted, tilt able incl. flexible waste kit and hand control

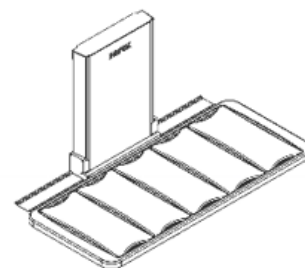
Electrical height adjustment 30-100cm

Length 178cm

Lying area is 18cm shorter

5 slats, double sided - tilt able

Maximum user weight of 220kg

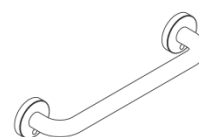


## ROPOX Grab Rail

60cm grab rail

Available in white or grey

Smooth surface, easy to clean



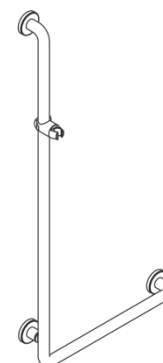
## ROPOX Shower Rail

L-shaped grab rail with shower holder

100cm x 45cm

Available in white or grey

Smooth surface, easy to clean



## ROPOX Toilet Support Arms – Wave 80

Maximum user weight of 80kg.

Fold up, wall mounted without wall support, Length 90cm.



### ROPOX Toilet Lifter, Electric

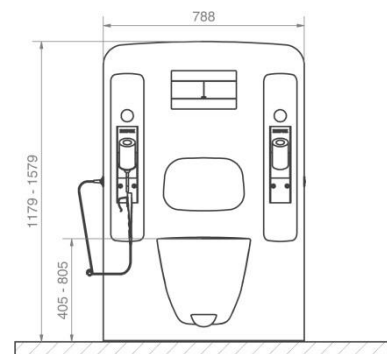
Electrical height adjustment 40.5 to 80.5cm

Unit size in bottom position: 118 x 79 x 20.5cm

Hand control may be placed in left or right side as required

Flushing 3 or 6 litres

Colour of unit is white



### ROPOX Swing Washbasin

Available in left and right hand models

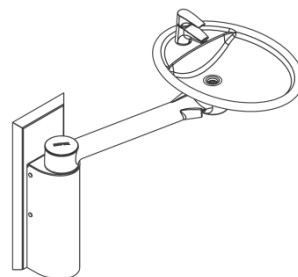
Height adjustment 75-95 cm by means of a handle

Unit size with washbasin in locked position: 1011,5 x 660,5 x 73,5 cm

The arm swings 180 degrees and the washbasin swings 180 degrees.

Height adjustment range 150 mm for Swing Washbasin

Maximum user weight of 120kg



### Guldmann GH3

Safe working load of 255Kg

Operation via hand control

Hoist unit weight 9.6Kg

Continuous charge in rail

Impact-resistant UL 94 V-0 flame retardant recyclable plastic



### Guldmann Lifting Hanger

Lifting capacity up to 375kg

Four suspension points ensure safe, easy attachment of slings

Lifting hanger is available in XS, S and M sizes

Functional design with soft, unbroken surfaces that make it easy to handle and clean

