

## CHANGING PLACES

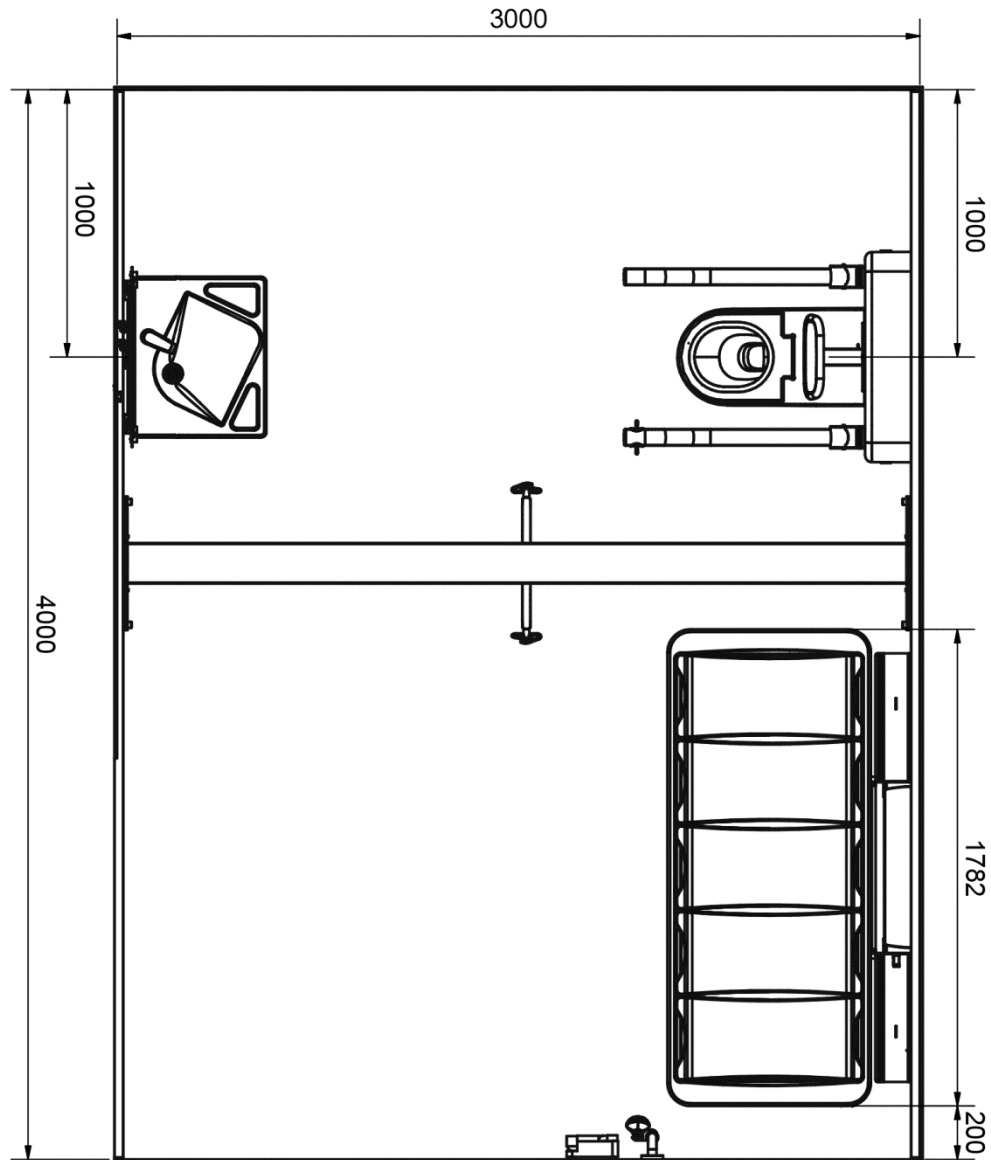


CHANGING  
CONCEPTS

### Concept Description:

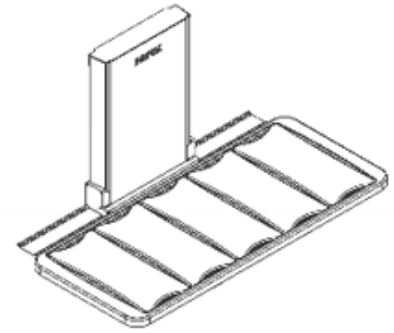
This layout is as recommended in the BS8300 British Standard.

It's intended to provide a room with sufficient space to have a person with disabilities and one or two carers to assist in toileting and changing/showering. It has a peninsular toilet, adjustable height accessible washbasin and wall mounted Shower and Changing Bed. All parts accessible with the help of a complete room covering overhead hoist system.



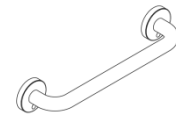
## ROPOX Changing and Shower bed, wall mounted, tilt able incl. flexible waste kit and hand control

Electrical height adjustment 30-100cm  
Length 178cm  
Lying area is 18cm shorter  
5 slats, double sided - tilt able  
Maximum user weight of 220kg



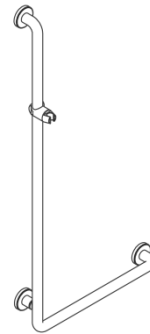
## ROPOX Grab Rail

60cm grab rail  
Available in white or grey  
Smooth surface, easy to clean



## ROPOX Shower Rail

L-shaped grab rail with shower holder  
100cm x 45cm  
Available in white or grey  
Smooth surface, easy to clean



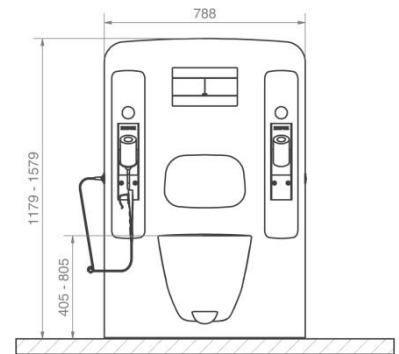
## ROPOX Toilet Support Arms – Wave 80

Maximum user weight of 80kg.  
Fold up; wall mounted without wall support, Length 90cm.



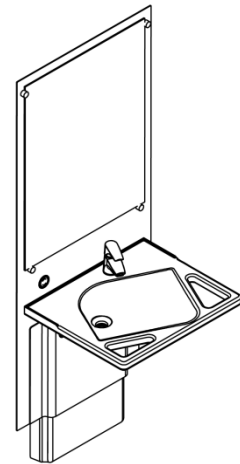
### ROPOX Toilet Lifter, Electric

Electrical height adjustment 40.5 to 80.5cm  
Unit size in bottom position: 118 x 79 x 20.5cm  
Hand control may be placed in left or right side as required  
Flushing 3 or 6 litres  
Colour of unit is white



### ROPOX SlimLine washbasin

Electrical height adjustable washbasin (range 70-100cm) with mirror in a combined unit  
Models with washbasin comes with mixer tap, flexible connecting hoses, and flexible waste.



### Guldmann GHZ

Safe working load of 255kg  
Operation via hand control  
Hoist unit weight 8Kg  
Charge via hand control  
Impact-resistant UL 94 V-0 flame retardant recyclable plastic



### Guldmann Lifting Hanger

Lifting capacity up to 375kg  
Four suspension points ensure safe, easy attachment of slings  
Lifting hanger is available in XS, S and M sizes  
Functional design with soft, unbroken surfaces that make it easy to handle and clean

