



The height adjustable mobile **Multicare shower, changing and treatment trolley** not only allows easy transportation, but also provide a safe, secure and waterproof platform for treatment and care, including Trendelenburg positioning.

Dual rocking-caster suspension on the Multicare trolley gives an smooth ride, even over difficult surfaces, and the waterproof stretcher plate combined with powder coated stainless steel frame construction provides years more life than comparable mild steel trolleys - especially when used in wet or humid environments.

The Multicare trolley is available in 2 lengths of 1600mm or 1900mm and can be operated by either an electric handset control, or manual hydraulic foot pedal.

All Multicare trolleys come with 4 folding and self-locking guards, a 10mm laminated and waterproof platform, extendable head rail, drain hole with flexible waste pipe, and disinfectable PVC shower mat.

Also available is the Multicare Plus shower trolley which comes complete with a tilting platform giving up to 15 different positions, and a 40mm upholstered and disinfectable mattress.

All Multicare shower and changing trolleys come with a 3 year warranty* and are a popular choice for use in Changing Places toilet facilities.



Battery model shown above



Trendelenburg and reverse Trendelenburg feature



Eight double castors (4 lockable) for independent suspension



Flexible convenient waste pipe



Fold away guards and mattress extension



STANDARD FEATURES

SWL 165kg/26st
Height range 540mm - 865mm
Height adjustable (electric or hydraulic)
Floor and ceiling hoist access
Eight double castors (4 lockable) for independent suspension
Flexible waste pipe
Removable and self locking head and foot rails
Powder-coated stainless steel frame
Trendelenburg and reverse Trendelenburg feature
Extendable head rail for shower mat extension to 2050mm
Upholstered mattress and tilting platform (Multicare Plus)
Suitable for use in Changing Places facilities
3 Year warranty*

*Terms and conditions apply



OPTIONAL EXTRAS

Sizes of 1600mm or 1900mm (L)
Electric battery or manual hydraulic operation
Waterproof wedge shaped cushion
Replacement rechargeable battery
External charging station
Range of service & maintenance packages -
Contact for more information


Model: Multicare Mobile Shower and Changing Table

Product Code/s: 02.121.00.1600 (1600mm Hyd) / 02.121.00.2000 (1900mm Hyd)
02.121.01.1600 (1600mm Elec) / 02.121.01.1950 (1900mm Elec)

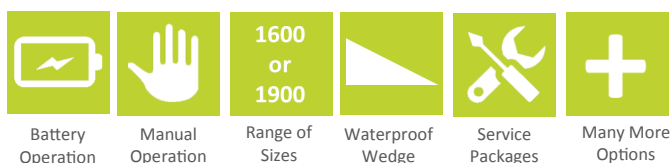
Trolley Size/s: 1600mm (L) x 635mm (W)
1900mm (L) x 635mm (W)

Height Range: 540mm - 865mm (325mm)

Features:



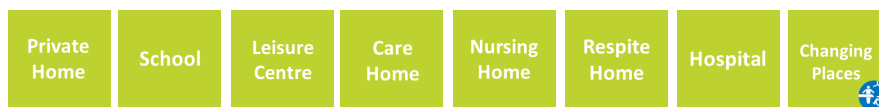
Options:



Dependency Level:



Application:



Technical Drawing:

