




Jasmine




Battleship




Cobalt




Almond




Mulled Wine




Pillarbox



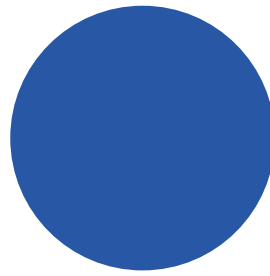
Gingersnap



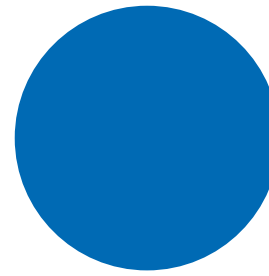
Cocoa




Sapphire




Atlantic Blue




Lupin



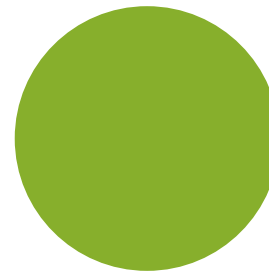
Denim




Rainforest




Wasabi




Citrus Green



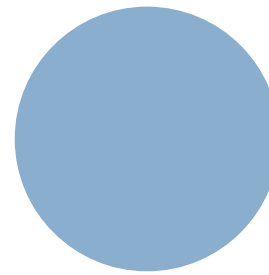
Marigold




Grape



Candy



Cool Blue



Applemint

Vinyl Specification

Composition:	Surface: Phthalate free PVC Backing: Cotton/PES
Total weight:	705g/m ²
Thickness:	1.10mm
Martindale abrasion:	500,000+ Martindale rubs
Bursting strength:	1,200+kPa
Flame retardancy:	BS5852 Ignition Source 7 - Crib 7 as standard, S.I. 1988 No.1324 Schedule 4 and 5, BS EN1021-1 and 2, CS-25, FMVSS 302, IMO A 652 (16), NF P 92 503 M2
Antimicrobial:	JIS Z 2801:2000 Independent testing has verified that Just Colour is effective at reducing the spread of MRSA, E.Coli and other similar bacteria.
Cleaning instructions:	<p>Wipe clean regularly with a microfiber cloth and warm soapy water to remove dust particles and light soiling. If spillages occur, remove promptly with an absorbent dry cloth. Where disinfection is necessary, bleach based disinfectants such as Chlor-Clean, Haz-Tab, Milton and Tristel are safe to use with a damp cloth, following the manufacturers' instructions. When using bleach, a 5% solution (50,000 ppm) is acceptable.</p> <p>Follow the above with a clean water rinse and dry with a soft cloth or towel. For heavy or ingrained soiling follow the cleaning steps as detailed above, then scrub the affected area using a soft brush and warm soapy water, followed by a clean water rinse and dry.</p> <p>Please note:</p> <ul style="list-style-type: none">• The use of solvents, abrasives, synthetic detergents, wax polishes, leather cleaner or aerosol spray is not recommended. Do not machine wash or dry clean vinyl fabric.• Do not use felt tip or ball point pen to mark as this will cause permanent staining.• Remove indigo dye from denim and canvas garments immediately as they will produce permanent staining if not dealt with promptly. <p>Using cleaning products contrary to these instructions may compromise the integrity of the fabric. Unsuitable cleaning products will remove the lacquer layer which protects the vinyl fabric and result in hardening and/or cracking of the fabric.</p>
Colour Matching:	Slight variations in shade may occur within normal commercial tolerance. Sample cuttings from the current stock shades can be obtained on request.

taylordolman

tel: 0845 838 0600
email: info@taylordolman.com
www.taylordolman.com

Plinth | Medical