

Invacare® | *Etude® Plus Range*

NEW



5 year warranty

Complies with
IEC 60601-2-52

***Etude Plus Range* - Leading the way with comfort, ease of use and durability for the community**

The ***Etude Plus*** care bed, with its attractive aesthetics, flexible design and easy handling is ideal for community care.

All the hallmarks and proven features of the popular ***Etude Basic***, such as sturdiness, ease of handling and durability, are very much present in this new community bed.

The ***Etude Plus*** is easy to transport and can be assembled and dismantled without the need for tools.

Also available in an extra low height, the ***Etude Plus Low*** has all the same features and benefits of the ***Etude Plus*** but lowers to a 20cm height. This assists with patient safety and makes it easier to transfer in and out of the bed.



Yes, you can.®



Modern and Flexible

The streamlined, discreet design perfectly complements any interior. The bed can be configured with steel or wood side rails with the option of having an extra wood plate to cover the bed end actuator if required. A lockable hand control is also available for increased safety. The standard, built-in double-brackets are designed to suit any client's transfer needs by offering different positions (entrance height of 400 mm or a lower alternative of 330 mm.)

Easy handling & storage

Portability and storage are key benefits of the **Etude Plus**. Its simplistic design allows easy assembly and dismantling without tools, and the process can be safely and comfortably managed by one person (each section weighs less than 25 kg). The bed ends can be easily attached to the transport unit making the **Etude Plus** lightweight and manoeuvrable for handling and storage.

Highest possible safety levels

The **Etude Plus Range** conforms to IEC60601-2-52, the new standard for beds. This equates to the highest degree of safety for both client and carer. The **Etude Plus** is compatible with three different ranges of side rail which all

meet the demands for increased strength required in the new safety standards for beds.

For more information on what the new IEC standards mean for you, please call 01656 776236.

Features and Options



Built-In dual height brackets

Easy and quick attachment of mattress support to bedends offering two different height levels.



Easy Maintenance

IPX6 motors can be dismantled without tools. The cabling between the control unit and the motor is easy to access and replace.



Hand Control

Slim, ergonomic hand control. Choose with or without lockable functions (lockable handset available as an option).



Transport and Storage

Easy to store and to transport when placed on the transport kit.

Options



Etude Plus Low

The extra low height levels are an integral benefit of the **Etude Plus Low**, increasing safety and reducing the risk of harm for people who are prone to falling out of bed. The low level also makes it easier for patients to transfer in and out of bed.

The **Etude Plus Low** offers a range of adjustable bed heights, including 20-60 cm and 27-67 cm.



Etude Plus – Attractive and homely

With optional wooden plates on both ends of the bed end and full-length wooden side rail, the **Etude Plus** fits perfectly into any home or residential care environment.

The **Etude Plus** is height adjustable from 33-73 cm or 40-80 cm.




Support Handle

A range of support handles are available to provide a stability for transferring in and out of bed.



Britt V

Full-length side rails in beech. Compliant with IEC 60601-2-52.



Line/Line Extended Length

Full-length aluminium side rails. Compliant with IEC 60601-2-52.



Height Extender

Height of full-length side rails can be increased by 150 mm.



Lifting Pole

Catching handle can be adjusted in both height and depth.



Transport Kit

For easy storage and enhanced portability.



Mattress Support Extension

For the ultimate in customisation and personal comfort, choose between an extension of 100 or 200 mm.

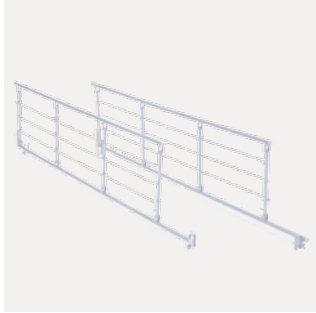


Cover for wooden side rail


Padded cover for wooden side rails. Cover remains in place when side rail is lowered. Available in standard, padded and net.



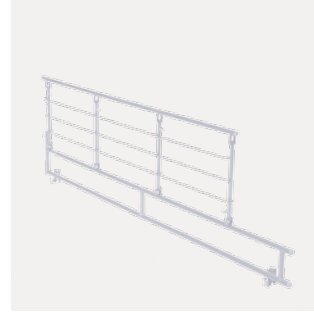
Options



Invacare **Scala Basic 2**
Foldable steel side rail 42.7cm height.



Invacare **Scala Medium 2**
Foldable steel side rail 48.3cm height for deeper mattresses.



Invacare **Scala Decubi 2**
Foldable steel side rail 56.2cm height for deep mattresses such as Dynamic systems.

Technical data

| | | | | | | |
|-----------------------|--|--|--|--|---|------------------------|
| | | | | | | |
| Etude Plus | Width outside: 1020 mm Width inside: 900 mm | Length outside: 2190 mm Length inside: 2070 mm Mattress: 2000 mm | Height adjustable: 330-730 or 400-800 mm | Mattress support dimensions: 850-240-350-560 mm | 0 - 70° Backrest angle | 0 - 18° Thigh angle |
| Etude Plus Low | Width outside: 1020 mm Width inside: 900 mm | Length outside: 2190 mm Length inside: 2070 mm Mattress: 2000 mm | Height adjustable: 200-600 or 270-670 mm | Mattress support dimensions: 850-240-350-560 mm | 0 - 70° Backrest angle | 0 - 18° Thigh angle |
| | | | | | | |
| Etude Plus | 0 - 25° Legrest lift | 11° Tilt option* | 75,4 kg | SWL 200kg/ 31.5 stone Max user weight 165kg/ 26 stone | Heaviest part of the product: Head section 24,6 kg | |
| Etude Plus Low | 0 - 25° Legrest lift | 11° Tilt option* | 75,4 kg | SWL 200kg/ 31.5 stone Max user weight 165kg/ 26 stone | Heaviest part of the product: Head section 24,6 kg | |

* Please note that the tilt function is only suitable for users under medical supervision.

NB/ The bed must not be used by patients under 12 years of age, or by patients with body size equivalent to an average 12 year old or smaller.

Frame colour and wood work



Aluminium Grey



Beech

Warranty

5 years frame
5 years actuators

taylordolman

tel: 0845 838 0600
email: info@taylordolman.com
www.taylordolman.com

Etude Plus - UK - 02/2013
1543468



Products, Options and Features can be subject to change.

For mattress compatibility, please refer to the user manual which can be found at www.invacare.co.uk



Yes, you can.®